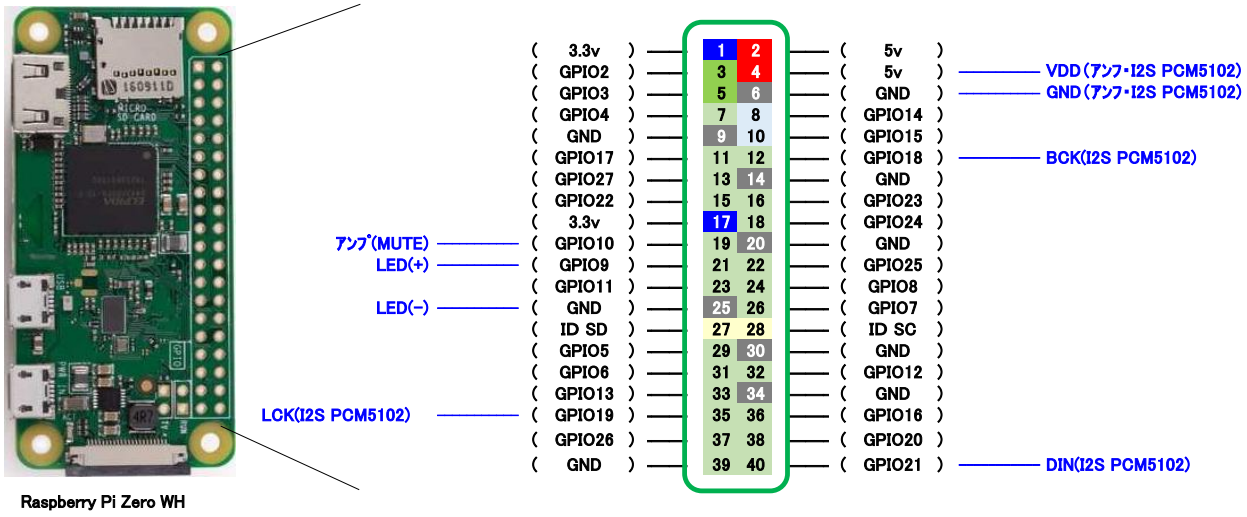
Raspberry Pi Zero WH
(3.3v) 1
(GPIO2) 3
(GPIO3) 5
(GPIO4) 7
(GND) 9
(GPIO17) 11
(GPIO27) 13
(GPIO22) 15
(3.3v) 17
アンプ(MUTE) (GPIO10) 19
LED(+) (GPIO9) 21
(GPIO11) 23
LED(−) (GND) 25
(ID SD) 27
(GPIO5) 29
(GPIO6) 31
(GPIO13) 33
LCK(I2S PCM5102) (GPIO19) 35
(GPIO26) 37
(GND) 39
2 (5v)
4 (5v) VDD(アンプ・I2S PCM5102)
6 (GND) GND(アンプ・I2S PCM5102)
8 (GPIO14)
10 (GPIO15)
12 (GPIO18) BCK(I2S PCM5102)
14 (GND)
16 (GPIO23)
18 (GPIO24)
20 (GND)
22 (GPIO25)
24 (GPIO8)
26 (GPIO7)
28 (ID SC)
30 (GND)
32 (GPIO12)
34 (GND)
36 (GPIO16)
38 (GPIO20)
40 (GPIO21) DIN(I2S PCM5102)

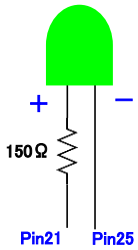
+
−
150Ω
Pin21
Pin25

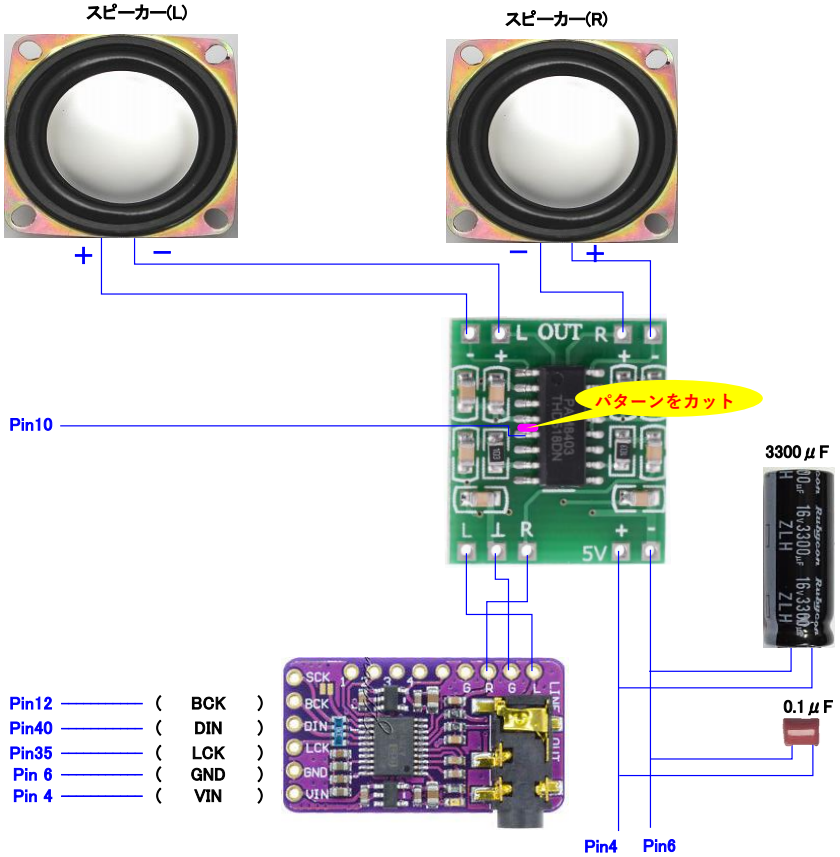
スピーカー(L)
スピーカー(R)
+
−
−
+
L OUT R
パターンをカット
Pin10
3300μF
0.1μF
L ⊥ R
5V
Pin12 (BCK)
Pin40 (DIN)
Pin35 (LCK)
Pin 6 (GND)
Pin 4 (VIN)
SCK
BCK
DIN
LCK
GND
VIN
G R G L
LINE
OUT
Pin4
Pin6